



Visit NSI on the web at: www.nsitoy.com
Visit PARENTING on the web at: www.parenting.com




WARNING:

CHOKING HAZARD - Small parts.
Not for children under 3 years.


Conforms to ASTM-D4236

Let's Make™ Picture Pals!

CONTENTS:



Baby Bear
Picture Pal



Playful Pup
Picture Pal



Learn & Play
Guide



3 Fluorescent Fabric Markers

Parents: Discard poly bags after removing items. Keep all open poly bags away from small children.
Please note: Markers included will not wash out of fabric!

About this kit...

This project is designed for you and your child to do together!

The bear and puppy picture pals are made of a soft material that is easy to color with marker and the special window on the belly of the picture pals can be fitted with your child's favorite photo too!

There are 3 colors of fluorescent fabric markers to choose from. These are safe, non-toxic markers that will wash off hands easily with soap and water, but once they are used on fabric, the color becomes permanent.

Parents: Cover your table with plenty of newspaper or other scrap paper to protect it from the markers. It is also a good idea to have your child wear old clothing or a smock.

The markers will not wash out of fabric!


USING THE MARKERS



1. Choose one of the markers. Pull the cap off the marker and fit it onto the other end of the marker. (This will keep your cap in place while you draw.)
2. Show your child how to color with the marker. Hold the picture pal securely with one hand and color with your other hand.


You can create designs on the fabric by drawing stripes, little flowers or hearts.

Or, cover the white fabric completely. Make your picture pal really colorful!



Parents: Remember to replace the cap so that the marker does not dry out!

ADD A PHOTO!



Once you and your child have finished coloring, you can slip a photo inside the window on the front of the picture pal. The protective plastic sleeve on the window will protect the picture from sticky or dirty fingers!

These adorable picture pals will provide hours of playful fun for your child. Why not have 2 or 3 photos available for the window frame. This way your child can decide what picture they would like to display each day.

Dear Customer,

We hope you enjoy our Let's Make™ Picture Pals! If you find that we have made an error or if something is missing or damaged, please let us know so that we can correct the problem for you. Include the following information with your letter:

- Name of item
- Purchase price (please include the sales slip)
- Model number
- Where purchased
- Date of purchase
- Brief description of the problem

Do not return the kit to the store where you purchased it, they will not have the replacement parts!

Send all correspondence to:

NSI, Ltd., 910 Orlando Avenue, West Hempstead, NY 11552-3942
Attention: Quality Control Department

Refill parts for item no. 1003-08 Let's Make™ Picture Pals!

	Amount of sets	Total Price
Bear	\$ 4.00 _____	\$ _____
Dog	\$ 4.00 _____	\$ _____
3 Markers	\$ 3.00 _____	\$ _____

Mail this form with check, money order or credit card information to:

**NSI, Ltd.,
910 Orlando Ave
West Hempstead, NY 11552-3942**

Add shipping and handling: **\$4.00**

Total Amount Enclosed: _____

Allow 2 extra weeks for check processing

Mailing Label: *(please print carefully)*

Name _____
Street _____
City _____
State _____ Zip _____

We Also accept Visa or Mastercard:

Name of card _____ Exp date _____

Card No. _____

Signature _____

Must be signed to be valid